

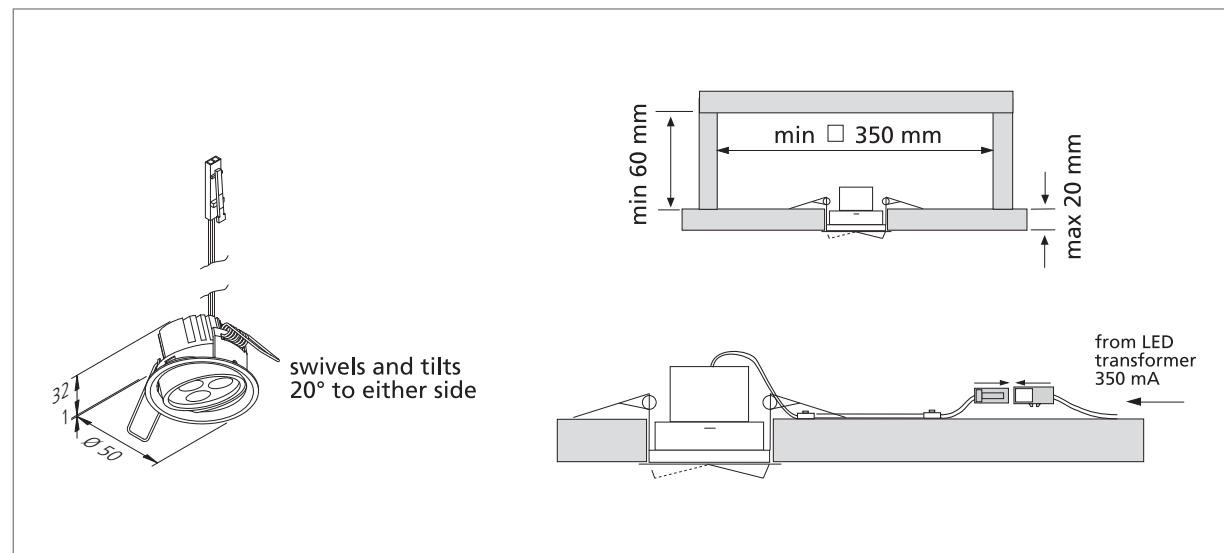
EH 24-LED 2



Photo: Schröder-Küchen

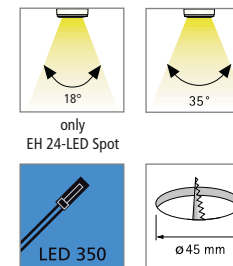

Recessed Swivel and Tilt LED Luminaire

- Application:** recessed spotlight for "cool" light in kitchen, bathroom and shop
- Connection:** LED-transformer DC 350mA
- Lamp:** extremely long-life 3 x 1W power-LEDs, \varnothing life 60,000 hours
- Energy efficiency:** very good, ww: 80lm/W; cw: 90lm/W
- Colour rendering:** ww: good, Ra = 85; cw: satisfactory, Ra = 70
- Special features:** low power consumption; no UV rays; swivels and tilts 20° to both sides; metal casing; available in five casing colours.



EH 24-LED 2

LED
Halogen



EH 24-LED 2 – highly flexible, diffused illumination with "cool" light. Ideal for furniture and display cabinets, when products must be illuminated, but not heated. Ready-to-connect, swivel and tilt spotlight available in "cool white" and "warm white", with 3 power – LEDs of 1W each = 3 W total.

Article No.	Description	Illustration	Features	Approx. weight	
610 002 602 01	EH 24-LED Spot 3x1W ww white		<ul style="list-style-type: none"> light colour ww (warm white) supply cable 1.8m with LED 350 plug Spot with beam angle from 18° 	90 g	
610 002 602 04	EH 24-LED Spot 3x1W ww chrome			90 g	
610 002 602 06	EH 24-LED Spot 3x1W ww matt chrome			90 g	
610 002 602 08	EH 24-LED Spot 3x1W ww stainless steel			90 g	
610 002 601 01	EH 24-LED Spot 3x1W cw white			<ul style="list-style-type: none"> light colour cw (cool white) supply cable 1.8m with LED 350 plug Spot with beam angle from 18° 	90 g
610 002 601 04	EH 24-LED Spot 3x1W cw chrome				90 g
610 002 601 06	EH 24-LED Spot 3x1W cw matt chrome				90 g
610 002 601 08	EH 24-LED Spot 3x1W cw stainless steel				90 g
610 002 502 01	EH 24-LED 2 3x1W ww white			<ul style="list-style-type: none"> light colour ww (warm white) supply cable 1.8m with LED 350 plug 	90 g
610 002 502 04	EH 24-LED 2 3x1W ww chrome				90 g
610 002 502 06	EH 24-LED 2 3x1W ww matt chrome				90 g
610 002 502 08	EH 24-LED 2 3x1W ww stainless steel				90 g
610 002 501 01	EH 24-LED 2 3x1W cw white			<ul style="list-style-type: none"> light colour cw (cool white) supply cable 1.8m with LED 350 plug 	90 g
610 002 501 04	EH 24-LED 2 3x1W cw chrome				90 g
610 002 501 06	EH 24-LED 2 3x1W cw matt chrome				90 g
610 002 501 08	EH 24-LED 2 3x1W cw stainless steel				90 g
215 250 610 01	LED 350 Connecting cable 1m				12 g
215 250 620 01	LED 350 Connecting cable 2m				20 g
615 003 009 03	Transformer LED 350/9W 3-way distributor with Euro plug			<ul style="list-style-type: none"> for 1 – 3 EH 24-LED 2 (further information on page 124) 	175 g
615 003 009 23	Transformer LED 350/2x9W 2x3-way distributor with Euro plug			<ul style="list-style-type: none"> for 2 – 6 EH 24-LED 2 (further information on page 125) 	220 g