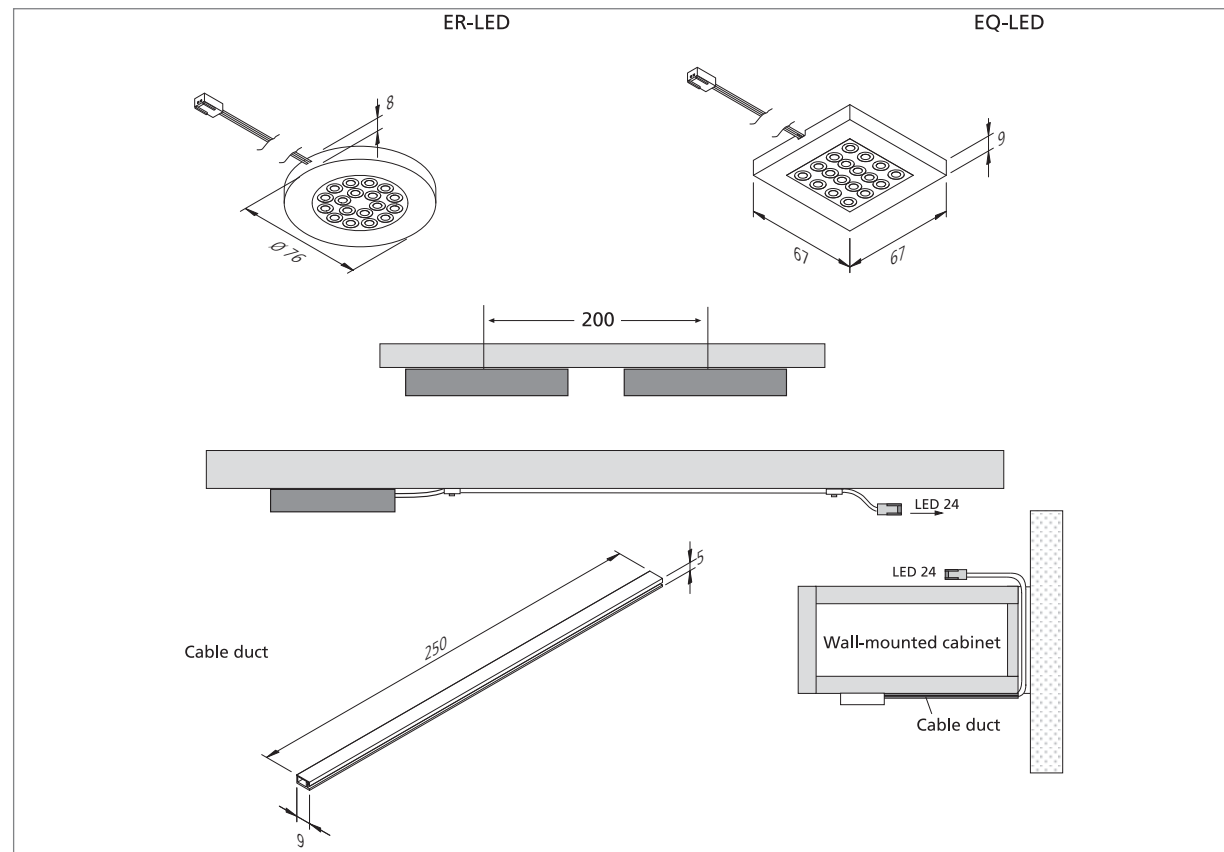


ER-LED / EQ-LED



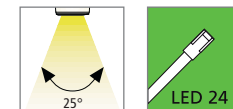

Flat Surface-Mounted LED Luminaire

- Application:** surface-mounted spotlight for „cool“ light in kitchen, bathroom and shop
- Connection:** LED-transformer DC 24 V
- Lamp:** extremely long-life 18 x 67mW LED, Ø life 30,000 hours
- Energy efficiency:** good, ww: 55lm/W; cw: 65lm/W
- Colour rendering:** good, ww: Ra = 90; cw: Ra = 85
- Special features:** low power consumption; no UV rays; no hole is necessary because of the low height of 8 or 9mm.



ER-LED / EQ-LED

LED
Halogen



| Article No. | Description | Illustration | Features | Approx. weight |
|----------------|---|--------------|--|----------------|
| 610 012 002 06 | ER-LED 1,2W ww matt chrome | | • Colour appearance ww (warm white) | 50 g |
| 610 012 002 08 | ER-LED 1,2W ww stainless steel | | • Supply cable 2,5m with LED 24 plug | 50 g |
| 610 012 001 06 | ER-LED 1,2W cw matt chrome | | • Colour appearance cw (cool white) | 50 g |
| 610 012 001 08 | ER-LED 1,2W cw stainless steel | | • Supply cable 2,5m with LED 24 plug | 50 g |
| 610 547 038 02 | set of 3 ER-LED 1,2W ww stainless steel | | • Colour appearance ww (warm white) | 320 g |
| 610 547 058 02 | set of 5 ER-LED 1,2W ww stainless steel | | • Supply cable 2,5m with LED 24 plug | 420 g |
| 610 547 078 02 | set of 7 ER-LED 1,2W ww stainless steel | | • incl. Transformer LED 24/15W | 520 g |
| 610 547 038 01 | set of 3 ER-LED 1,2W cw stainless steel | | • Colour appearance cw (cool white) | 320 g |
| 610 547 058 01 | set of 5 ER-LED 1,2W cw stainless steel | | • Supply cable 2,5m with LED 24 plug | 420 g |
| 610 547 078 01 | set of 7 ER-LED 1,2W cw stainless steel | | • incl. Transformer LED 24/15W | 520 g |
| 610 012 012 06 | EQ-LED 1,2W ww matt chrome | | • Colour appearance ww (warm white) | 55 g |
| 610 012 012 08 | EQ-LED 1,2W ww stainless steel | | • Supply cable 2,5m with LED 24 plug | 55 g |
| 610 012 011 06 | EQ-LED 1,2W cw matt chrome | | • Colour appearance cw (cool white) | 55 g |
| 610 012 011 08 | EQ-LED 1,2W cw stainless steel | | • Supply cable 2,5m with LED 24 plug | 55 g |
| 610 547 238 02 | set of 3 EQ-LED 1,2W ww stainless steel | | • Colour appearance ww (warm white) | 335 g |
| 610 547 258 02 | set of 5 EQ-LED 1,2W ww stainless steel | | • Supply cable 2,5m with LED 24 plug | 445 g |
| 610 547 278 02 | set of 7 EQ-LED 1,2W ww stainless steel | | • incl. Transformer LED 24/15W | 555 g |
| 610 547 238 01 | set of 3 EQ-LED 1,2W cw stainless steel | | • Colour appearance cw (cool white) | 335 g |
| 610 547 258 01 | set of 5 EQ-LED 1,2W cw stainless steel | | • Supply cable 2,5m with LED 24 plug | 445 g |
| 610 547 278 01 | set of 7 EQ-LED 1,2W cw stainless steel | | • incl. Transformer LED 24/15W | 555 g |
| 215 300 610 01 | LED 24 connecting cable 1m | | | 9 g |
| 215 300 625 01 | LED 24 connecting cable 2,5m | | | 22 g |
| 215 080 402 21 | Cable duct adhesive white | | • 250 x 9 x 5 mm (L x B x H) | 7 g |
| 215 080 402 26 | Cable duct adhesive matt chrome | | | 7 g |
| 215 080 402 28 | Cable duct adhesive stainless steel | | | 7 g |
| 206 040 011 01 | Transformer LED 24/15W DC 24V 12-way distributor | | • mains cable 2m with Euro plug • for 1 – 12 spotlights (further information page 127) | 167 g |
| 615 003 007 09 | Transformer LED 24/15W DC 24V dimmable (Radio Controller) | | • mains cable 2m with Euro plug • with radio telecontrol to dimm and to switch • further information from page 127 | 240 g |
| 615 003 007 02 | Transformer LED 24/15W DC 24V dimmable (1-10V) | | • mains cable 2m with Euro plug • dimmable (1-10V) • dimmer cable 0,3m with Mini AMP-plug • further information from page 127 | 200 g |
| 506 180 401 01 | Mounting dimmer switch (1-10V) | | • dimmer cable 2m with Mini AMP-socket • other dimmer page 138 | 95 g |