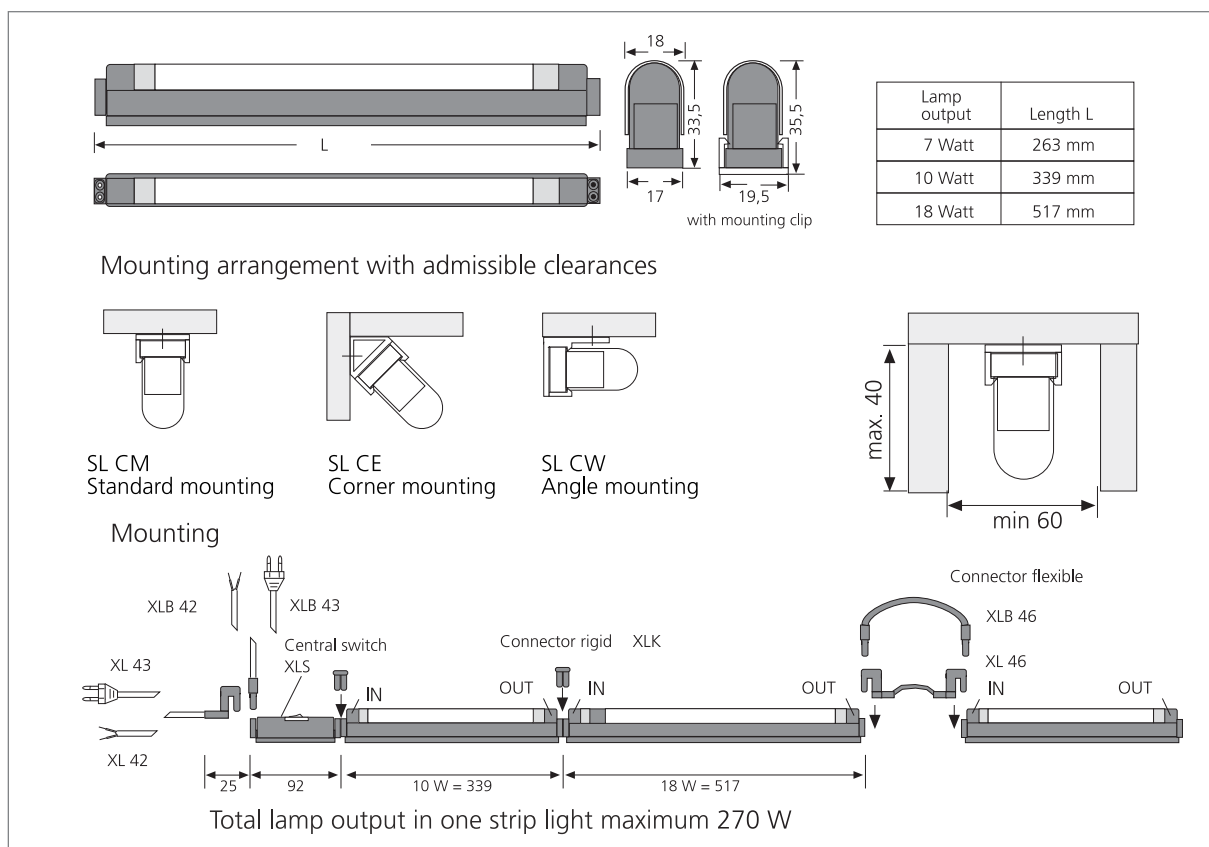


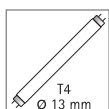



Compact luminaire with aluminium casing and T4 Lamp

- Application:** slender lighting system for furniture, display cases, counter tops, displays and caravans
- Connection:** 220 – 240V / 50 – 60Hz
- Lamp:** long-life T4 (ø 13mm) fluorescent lamp, ø life 10,000 hours
- Energy efficiency:** good – very good, 60 – 75lm/W (7 – 18W)
- Colour rendering:** good, Ra = 80 – 89
- Special features:** flicker-free instant start and power-saving with electronic ballast; plexiglass cover (splinter shield) makes product ideal for use in the food industry; rigid connectors for minimum spacing between lamps; snap-in technology for easy assembly; vertical plug-in system allows later removal from the strip light.



SlimLite® SLX



SlimLite® SLX – the extremely slender lighting system for use in tight spaces, e.g. in furniture, food counters, light boxes, showcases or caravans. The luminaires are available in 263, 339 and 517 mm lengths and have T4-lamps, with a plexiglass cover.

Article No.	Description	Illustration	Features	Approx. weight
202 210 601 01	SlimLite SLX 263mm 7W cw (cool white)		<ul style="list-style-type: none"> incl. T4 lamp incl. plexiglass cover aluminium casing 	135 g
202 210 601 02	SlimLite SLX 263mm 7W ww (warm white)			135 g
202 210 602 01	SlimLite SLX 339mm 10W cw (cool white)			170 g
202 210 602 02	SlimLite SLX 339mm 10W ww (warm white)			170 g
202 210 603 01	SlimLite SLX 517mm 18W cw (cool white)			240 g
202 210 603 02	SlimLite SLX 517mm 18W ww (warm white)			240 g
215 120 102 05	XL 42/1800 mains cable with ferrules 1.8m		<ul style="list-style-type: none"> horizontal luminaire connection (country-specific plugs page 137) 	80 g
215 120 104 03	XL 42/3000 mains cable with ferrules 3m			160 g
215 120 200 02	XL 43/1800 mains cable with Euro plug 1.8m			100 g
215 120 202 11	XL 43/3000 mains cable with shockproof plug D/F/B loose 3m			190 g
215 120 400 03	XL 46/ 150 connecting cable 0.15m			30 g
215 120 401 03	XL 46/ 300 connecting cable 0.3m			40 g
215 120 402 03	XL 46/ 600 connecting cable 0.6m			50 g
215 120 403 02	XL 46/1200 connecting cable 1.2m			90 g
215 120 404 02	XL 46/1800 connecting cable 1.8m			130 g
215 120 104 02	XLB 42/3000 mains cable with ferrules 3m			
215 120 200 07	XLB 43/1800 mains cable with Euro plug 1.8m	100 g		
215 120 400 05	XLB 46/ 150 connecting cable 0.15m	30 g		
215 120 401 05	XLB 46/ 300 connecting cable 0.3m	40 g		
215 120 402 05	XLB 46/ 600 connecting cable 0.6m	50 g		
215 120 403 05	XLB 46/1200 connecting cable 1.2m	90 g		
215 120 404 04	XLB 46/1800 connecting cable 1.8m	130 g		
215 120 000 03	XLK connecting coupling		<ul style="list-style-type: none"> included with the luminaire 	10 g
217 032 000 02	XLS central switch			40 g
202 040 103 13	SL CM mounting clip metal			15 g
202 040 103 11	SL CE mounting clip for corner mounting 45°			20 g
202 040 103 12	SL CW mounting clip for angled mounting 90°			20 g